

## RA100Z and RA100ZA (Canadian) Remote Annunciator

3825 Ohio Avenue, St. Charles, Illinois 60174  
1-800-SENSOR2, FAX: 630-377-6495  
www.systemsensor.com

### SPECIFICATIONS

|                        |  |
|------------------------|--|
| Voltage Range          |  |
| Conventional System:   | 3.1 to 32 VDC — (Installation of jumper required) Note 1 |
| Intelligent System:    | 18 to 32 VDC — (Do not install jumper)                   |
| Maximum Alarm Current: | 10 mA maximum.   |
| Temperature Range:     | -10° to 60°C (14° to 140°F)                              |
| Listing:               | UL, FM, CE   |

### CAUTION

Install jumper when using an RA100Z or RA100ZA with any conventional duct detector (such as the System Sensor model D2 or D4120).

NOTE: RA100Z and RA100ZA replaces RA400Z and RA400ZA .

### GENERAL INFORMATION

The National Fire Protection Association has published codes, standards, and recommended practices for the installation and use of the above appliance. It is recommended that the installer be familiar with these requirements, with local codes, and any special requirements of the local authority having jurisdiction.

The models RA100Z & RA100ZA remote annunciators are polarized devices designed for both conventional and intelligent applications. They have been designed using an active current regulator so that the maximum current required from the system is 10mA when the input voltage is within the specified voltage range.

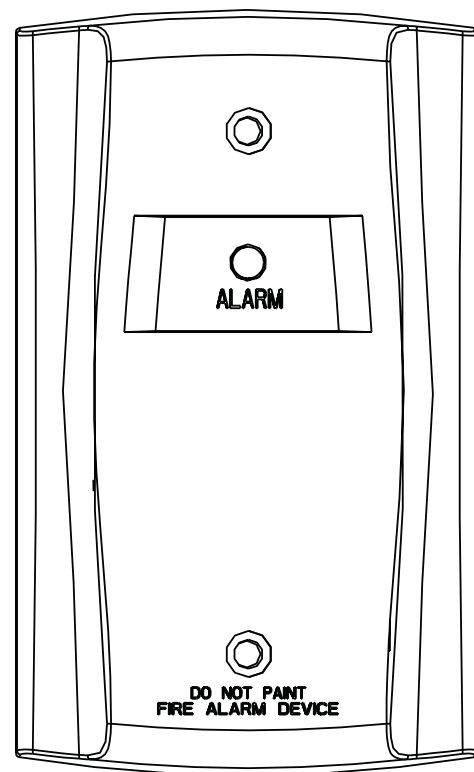
### INSTALLATION

The remote annunciator is intended to be mounted to a single gang electrical outlet box. The wiring must be in compliance with all codes. The device must be operated within its published specifications.

Wire the remote annunciator according to the instructions supplied with the device being monitored. Polarity of the incoming wires must be observed and connected to the proper terminals “+” and “-”. (See Figure 2.)

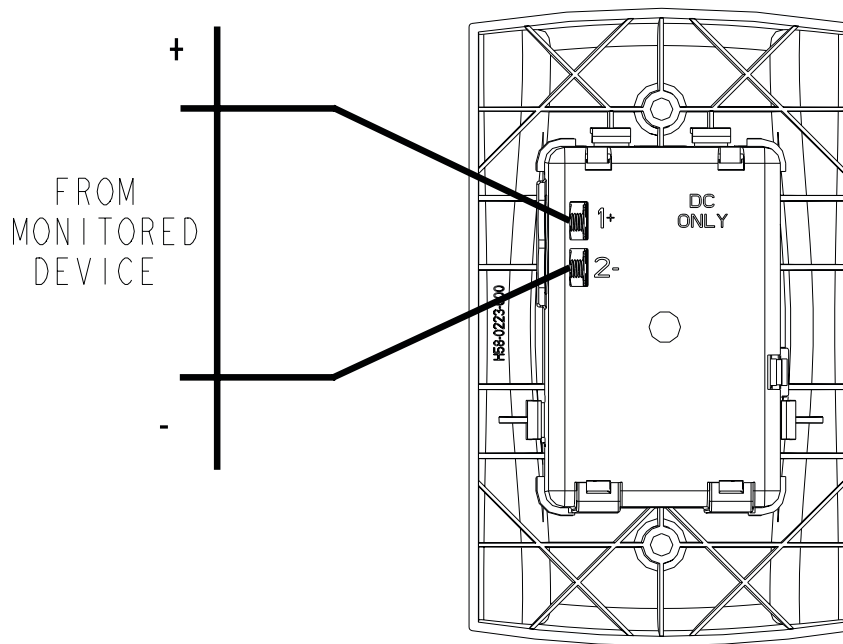
The provided jumper must be installed for use with System Sensor Conventional systems. To install jumper: slide jumper over both pins. (see Figure 3/Note 1)

FIGURE 1:



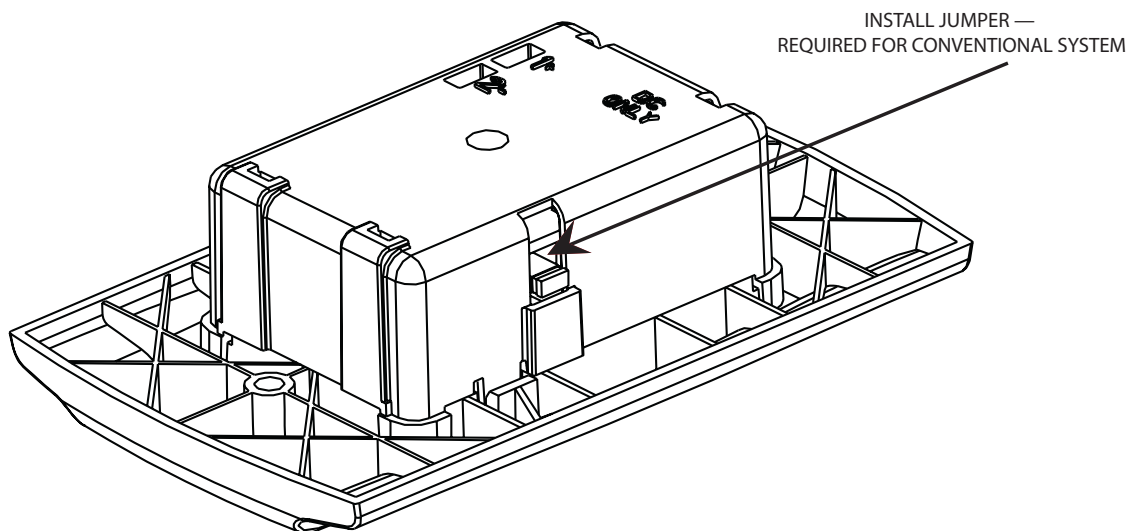
H0355-01

**FIGURE 2:**



H0354-01

**FIGURE 3:**



H0356-01

**WARNING**

**THE LIMITATIONS OF REMOTE ANNUNCIATORS**

THE REMOTE ANNUNCIATOR WILL NOT WORK IF THE DEVICE IT IS CONNECTED TO IS NOT POWERED. The remote annunciator gets its power from the device to which it is connected. If for any reason, the device being monitored loses power, the remote annunciator will not provide the intended visible signal.

THE REMOTE ANNUNCIATOR MAY NOT BE SEEN. The model RA100Z is suitable for direct viewing and is in compliance with existing Underwriters Laboratories' standards. The device must be sited in a location where it can be seen by the intended parties. The

device must not be installed in direct sunlight, or areas of high light intensity where the visible signal might be disregarded or not seen.

THIS DEVICE IS DESIGNED TO WORK SPECIFICALLY WITH SYSTEM SENSOR PRODUCTS. Interconnection with devices other than System Sensor's may result in unsatisfactory operation. Consult device manufacturer for compatibility.

THE REMOTE ANNUNCIATOR IS NOT INTENDED TO BE A VISIBLE WARNING SIGNAL.

**THREE-YEAR LIMITED WARRANTY**

System Sensor warrants its enclosed smoke detector base to be free from defects in materials and workmanship under normal use and service for a period of three years from date of manufacture. System Sensor makes no other express warranty for this smoke detector base. No agent, representative, dealer, or employee of the Company has the authority to increase or alter the obligations or limitations of this Warranty. The Company's obligation of this Warranty shall be limited to the repair or replacement of any part of the smoke detector base which is found to be defective in materials or workmanship under normal use and service during the three year period commencing with the date of manufacture. After phoning System Sensor's toll free number 800-SENSOR2 (736-7672) for a Return Authorization number, send defective units postage prepaid to: Honeywell,

12220 Rojas Drive, Suite 700, El Paso TX 79936, USA. Please include a note describing the malfunction and suspected cause of failure. The Company shall not be obligated to repair or replace units which are found to be defective because of damage, unreasonable use, modifications, or alterations occurring after the date of manufacture. In no case shall the Company be liable for any consequential or incidental damages for breach of this or any other Warranty, expressed or implied whatsoever, even if the loss or damage is caused by the Company's negligence or fault. Some states do not allow the exclusion or limitation of incidental or consequential damages, so the above limitation or exclusion may not apply to you. This Warranty gives you specific legal rights, and you may also have other rights which vary from state to state.